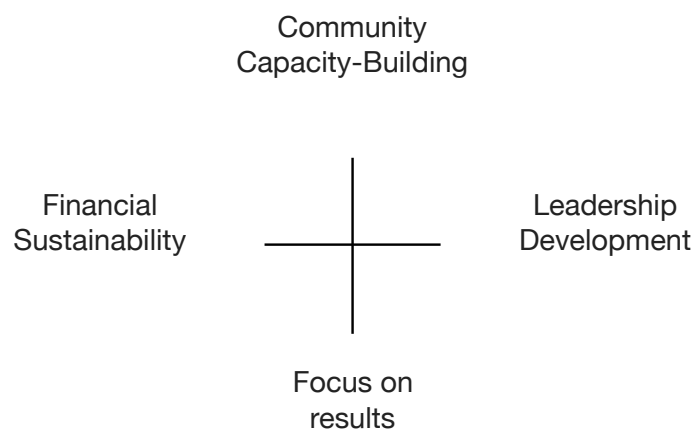




BHRS Alcohol and Other Drug Stakeholder Process

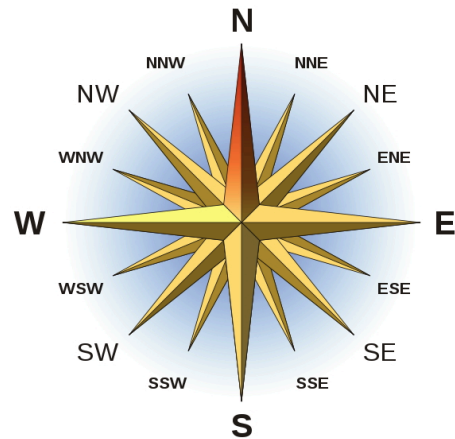
Luminescence Consulting
310 422 2256 • luminescence.org

The 4 elements of the BHRS transformation



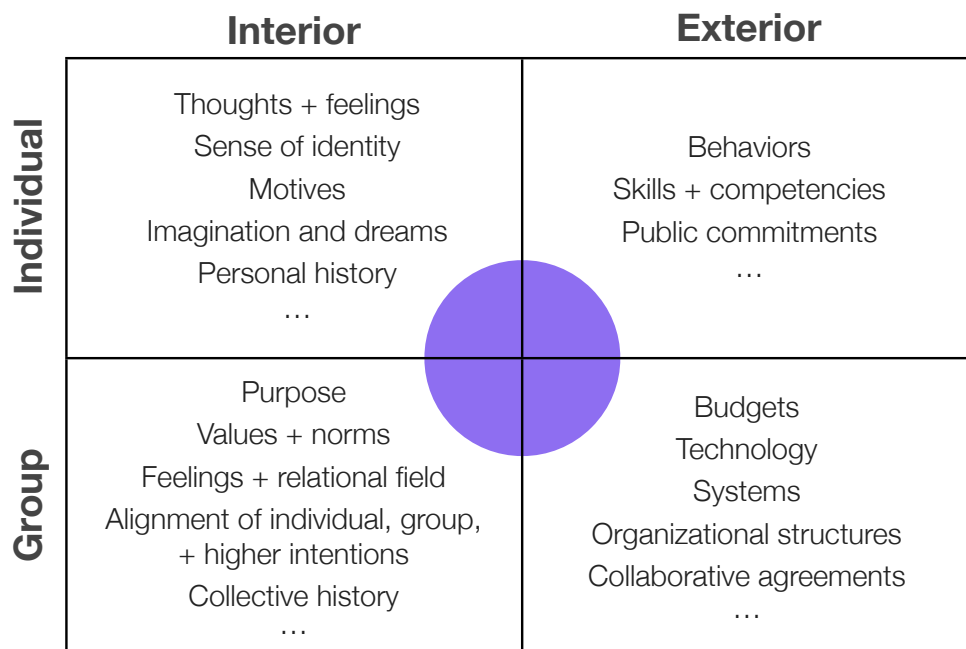
Where we're headed tonight

- Develop shared understanding of the roles of delegates and alternates
- Develop shared understanding of programs affected by the budget reduction
- Develop shared understanding of the emerging data
- Develop shared understanding of next steps



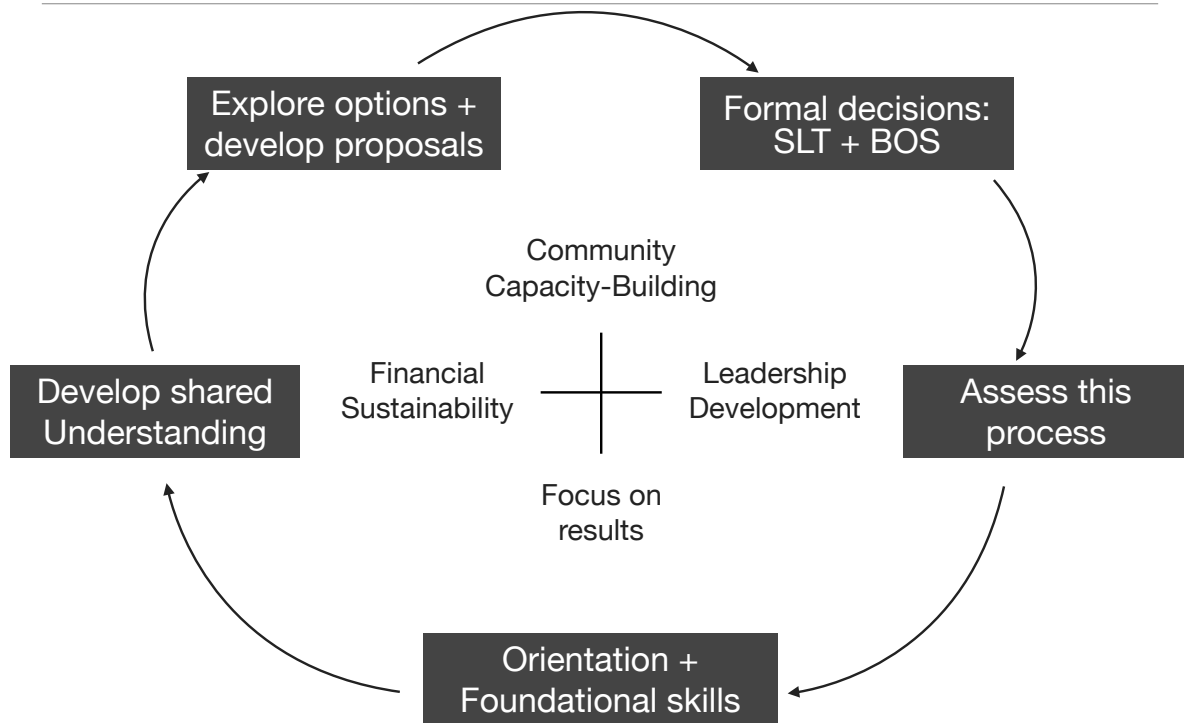
3

Core concept: 4 dimensions of change



4

Road map for the AOD Stakeholder process



5

Setting the context

- Origins and future of this process
- Bottom-line products



6

A first intro to the AOD budget and our focus

2

kinds of funds

- Categorical (includes Prevention plan)
- **Non-categorical**

Our focus

2

primary foci for the non-categorical \$

- Community outpatient services
- Stanislaus Recovery Center (SRC)




Projected loss of non-categorical \$

- Timeframe: FY 2011-12
- Amount: ~ **\$900,000** (885,472)

7

Two main purposes of our work

- **Balanced budget** proposal for FY 2011-12
- Recommendations for **increasing the effectiveness** of the system of care (including non-service aspects)




8



Understanding the process

The scallop principle

- **The principle:** Each one of us is an eye (I); the whole discerns and acts through us.
- **The corollary:** when we do not hear from any eye (I), the whole is at greater risk.



Living the scallop principle

- Role of **delegates and alternates**
- Role of **observers**



11

Understanding the programs

- Outpatient Detention
- Outpatient Drug Free
- SRC



12

Understanding the data

- Completion
- Effectiveness
- Impact of previous reductions
- Prevalence



13

Best data we've found about prevalence

- 1/3 of Americans have an alcohol problem at some point in their lives
- Addiction affects close to 1/10 of all Americans; 1/4 children
- 2007: 22.3 million Americans had a substance abuse disorder, but only 1/10 received specialized treatment
www.oas.samhsa.gov/2k7/2k7nsduh/2k7Results.pdf
- Of those with alcohol dependence, only 24% ever got treatment (on average **10 years after onset**)
www.nih.gov/news/pr/jul2007/niaaaa-02.htm



14

Returning to the budget

- Looking at the numbers again
- How we will proceed in January



15

The schedule: All meetings 5:00 - 9:00 p.m.

- Tuesday, January 11
- Tuesday, January 25
- Tuesday, February 8
- Monday, February 28



16