

Regional Team Outpatient AOD SERVICES

Historical and Current Perspective

Outpatient Drug Free

Liz Oakes

1998 Substance Abuse Services

- All services were provided in one place. Team included access to Psychiatrist, and AOD Staff and licensed Clinicians
- Services provided:
 - Intensive Outpatient Program
 - Outpatient Program
 - Day Treatment Program
 - Aftercare
 - Skills groups

1999 AOD/MH Integration

- AOD Services were decentralized into Mental Health Regional Teams clinics
 - Turlock/Patterson
 - Ceres
 - Modesto
 - Oakdale/Riverbank
 - Broadening Co-Occurring Services
 - Total staff: 8
- DATA: clients served 2008/2009 1,043

1998 con't

- Group hours per month- 356
- Budget \$830,172

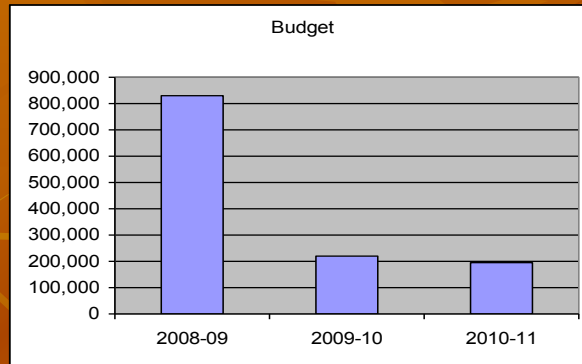
2009/2010

- Reduction in Modesto and Turlock AOD Services Staff from 8 to 2
- Current services;
 - TRS 1 IOP, 1 Aftercare, 3 Assessments
 - MRS 1 IOP, 2 Assessments
 - Co-occurring track (3 hours)

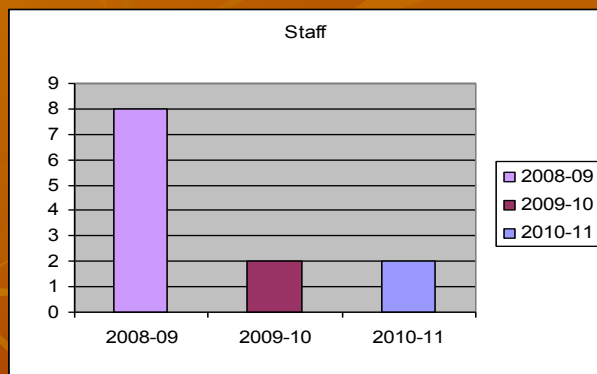
2010 Con't

- Group hours per month - 92
- Budget \$197,444
- Total served- 360 (based on 1/3 yr data of 120)

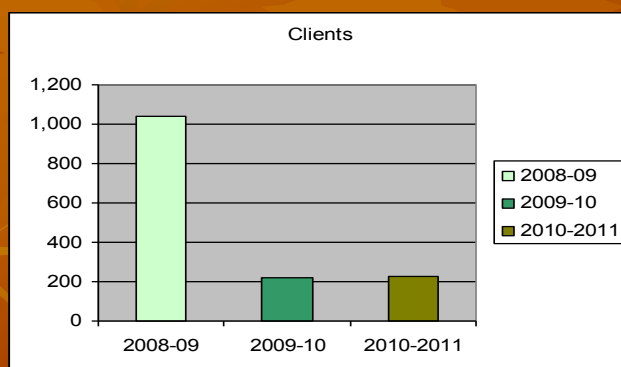
RECOVERY TEAM AOD



RECOVERY TEAM AOD



RECOVERT TEAM AOD



WHO DO WE SERVE

■ Drug of choice:	R.S.	CA.
Heroin	12.75 %	5.5 %
Alcohol	16.95	23.5
Methamphetamine	48.6	39.2
Cocaine/Crack	6.9	10.2
Marijuana	9.6	17.4

Race/Ethnicity/Gender

	RS	CA
■ Black/African American	5.5%	17.2%
■ Caucasian/White	60.4	47.5
■ Hispanic	34.4	34.6
■ Male	42.2	61.6
■ Female	56.9	38.2

Outcomes

Abstinence at discharge 09/10

	R.S.	CA.
■ Drugs users	78.3 %	80.3%
■ Alcohol Users	81.7	79.4
■ Injection Users	83.3	79.3